

(For Teachers only)

Rajiv Vidya Mission (SSA), A. P., Hyderabad
Model Test Paper (Terminal)

Class : I
Oral: 80%

Subject: English


Time: Flexible

Note the Teacher:

1. This is a model test paper. Teacher may also frame his / her own question paper based on this model.
2. Follow the given guidelines to conduct the oral test (annexed)

I Listening / Speaking

Ask the children to open Page no. 26 in My English World – I, develop some conversation and ask the questions given below

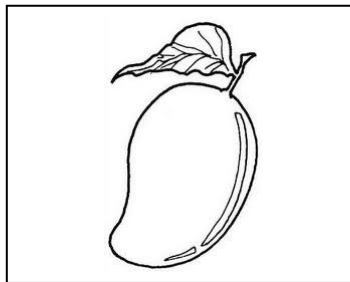

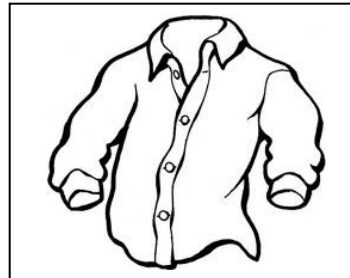
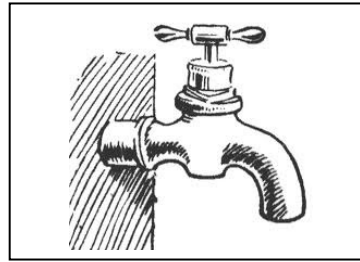


Questions:

1. Where are Ammu and Bittu?
2. What is Ammu showing to Bittu?
3. What are the places near the School?
4. How do you go to school?
5. Do you have a pet?
6. What are the places near your school?

II Reading and Responding

Ask the children to read the following pictures.



Rajiv Vidya Mission (SSA), A. P., Hyderabad
Model Test Paper (Terminal)

Class : I

Subject: English

Time: 1.30 Hrs

Written: 20%

Name of the Pupil : _____

Roll Number: _____

III Conventions of Writing:

1. Copy the following letters

d e h j k n o p s t

IV Vocabulary:



		r
--	--	----------



	o	g
--	----------	----------

@ @ @

Rajiv Vidya Mission (SSA), A. P., Hyderabad

Model Question Papers for English Language

General Instructions to the teachers:

- ❖ Language is being primarily speech, ORAL test is given top priority at Primary Level.
- ❖ Towards going Upper classes more weightage is given to WRITTEN TEST.
- ❖ The question papers are prepared accordingly and questions are framed on the base of Academic Standards / Competencies.
- ❖ As due weightage is given to ORAL test, the written test timing is reduced. The following is the time schedule both for unit and terminal.

Classes	Unit	Terminal
I – V	40 Mts	1.30 hrs
VI – VIII	45 Mts	2.00 Hrs

- ❖ A model test paper is given for both unit and terminal tests.
- ❖ The concerned teachers may prepare their own, basing on the guidelines / instructions given.
- ❖ Do not conduct the oral test along with the written test, like a written test.
- ❖ Follow the guidelines given to conduct the Oral Test (Annexed)

Instructions to the teachers to conduct ORAL test

- ❖ Oral test should be conducted before or after written test.
- ❖ Do not combine **ORAL** test with **WRITTEN** test.
- ❖ It is not a time bounded test - FLEXIBLE
- ❖ It can be conducted individually or in pairs or in groups.
- ❖ It may be conducted in the classroom or outside the classroom, according to the convenience of the teacher as well as the students.
- ❖ The teacher needs preparation and well planning before conducting the test.
- ❖ The teacher should prepare **a pool of questions** for each test item.
- ❖ Administer the questions in a different way, such that all the students do not get the same type. Change the patter, such as.
 - *Thought generating questions*
 - *Inferential questions*
 - *Cause and consequence questions*
 - *Imaginary questions*
 - *Reflective questions etc.,*

The grades, awarded for the performance of the students, should be recorded immediately in the prepared sheets / lists which also helpful for CCE Evaluation.

Rajiv Vidya Mission (SSA), A. P., Hyderabad
English Language

SCHEME OF EVALUATION

In order to EVALUATE the responses given by the PUPILS / STUDENTS both in ORAL and WRITTEN, the FIVE POINT SCALE is suggested. This is applicable for both UNIT and TERMINAL.

The following TABLE show the way of Grading

S. No	Response	Grade	Score	Frequency Score
1	Out Standing	A ⁺	5	4.1 – 5
2	Excellent	A	4	3.1 - 4
3	Good	B ⁺	3	2.1 – 3
4	Fair	B	2	1.1 – 2
5	Needs Help	C	1	up to 1

How to award a Grade

- ❖ Each academic standard / competency will have sub-questions varies from 1 to 6.
- ❖ Each sub-question is awarded with eligible grade.
- ❖ Each grade is converted in to related SCORE.
- ❖ The total scores of main question (competency) have to be counted into single score

Example:

For **Reading / Responding {Main question}**

- *sub-questions asked / framed – 3*
- *If the grades awarded in the following way*

Sub Q. No	Grade	Score
1	A ⁺	5
2	A	4
3	B	2
Total Score		11

Computation:

- Total grade to be awarded to the competency (main question)

$$\begin{array}{rcccl} \text{i.e.,} & \text{Total Score} & & \text{11} & \\ & \text{-----} & = & \text{----} & = 3.66 \\ & \text{No. of sub. questions} & & \text{3} & \end{array}$$

- Being score value is **3.66**, which falls in between [3.1. – 4], the grade is [A]

Over all grade

- After awarding each main question, overall grade as to be awarded as mentioned above.

Rajiv Vidya Mission (SSA), A. P., Hyderabad
English Language

WEIGHTAGE TABLE FOR TERMINAL TEST [Summative]

S. No	Classes Competencies	Primary Classes					Upper Classes		
		I	II	III	IV	V	VI	VII	VIII
1	Listening / Speaking (Oral)	6	6	5	5	4	6	6	4
2	Reading / Response (Oral) / written)	6	4	3	3	4	3	3	3
3	Creative Expression / writing (Oral / written)	-	2	1	1	2	2	2	2
4	Convention of writing (written)	1	1	3	3	2	3	3	3
5	Vocabulary (written)	2	2	1	1	2	3	3	4
6	Grammatical Awareness (written)	-	-	2	2	2	3	3	4
	Total Oral questions / (weightage)	12	12	9	9	8	6	6	4
		{80%}	{80%}	{60%}	{60%}	{50%}	{30%}	{30%}	{20%}
	Total written questions / (weightage)	3	3	6	6	8	14	14	16
		{20%}	{20%}	{40%}	{40%}	{50%}	{70%}	{70%}	{80%}
	Total questions / (weightage)	15	15	15	15	16	20	20	20
		{100%}	{100%}	{100%}	{100%}	{100%}	{100%}	{100%}	{100%}

Note: 1) ■ ORAL TEST

2) Figures in each column indicates number of sub questions under each competency.

Rajiv Vidya Mission (SSA), A. P., Hyderabad
Model Test Paper (Terminal)

Class : II
Oral: 80%

Subject: English

Time: Flexible

Note the Teacher:

1. This is a model test paper. Teacher may also frame his / her own question paper based on this model.
2. Follow the given guidelines to conduct the oral test (annexed)

I. Listening and Speaking

One day Abhi and Meena were playing under the mango tree. Siddu came there. "I will not come to school tomorrow" he said. Why? Asked Abhi. I am going to Hyderabad you know there is a junction in my uncle's house. "When will you come back?" asked Abhi. After two days. This time I will bring a little cute puppy with me.

1. Who are playing under a tree?
2. Why will siddu not come to school?
3. Where is he going? Why?
4. What will siddu bring from Hyderabad?
5. When will he come back?
6. Did you go to Hyderabad any time? What did you see there?

II. Reading and Responding


Ask the children to open page no. 43 in My English World – II. Make them read and ask the question given below.

Now they see ice – cream. Grandfather buys ice – cream for Abhi and Sweety. They see a merry – go – round. Children on the merry – go – round are shouting with joy. Suddenly Abhi sees a big tiger, he holds his grandfather's hand tightly.

1. What did Abhi and Sweety eat in the fair?
2. What do you want to eat in a fair?
3. Why did Abhi hold his grandfather's hand tightly?
4. Why were the children shouting?

III. Creative Expression

Ask the children to look at the vehicles in the picture and tell the names of the places (air, water and road) where they generally see them.



Note the teacher:

- ❖ Ask any two questions based on their observations.

@ @ @ @

Rajiv Vidya Mission (SSA), A. P., Hyderabad
Model Test Paper (Terminal)

Class : II

Subject: English

Time: 1.30 Hrs

Written: 20%

Name of the Pupil : _____

Roll Number: _____

IV Conventions of Writing:

Copy the following letters

ice cream

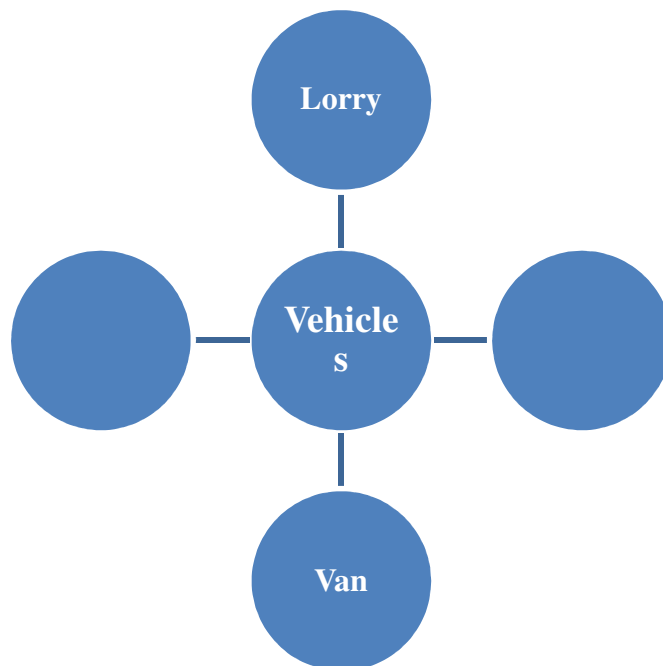
elephant

jeep

boat

V Vocabulary:

Siddu and his father are standing on the road. They see many vehicles on the road.
Name them.



@ @ @

Rajiv Vidya Mission (SSA), A. P., Hyderabad

Model Question Papers for English Language

General Instructions to the teachers:

- ❖ Language is being primarily speech, ORAL test is given top priority at Primary Level.
- ❖ Towards going Upper classes more weightage is given to WRITTEN TEST.
- ❖ The question papers are prepared accordingly and questions are framed on the base of Academic Standards / Competencies.
- ❖ As due weightage is given to ORAL test, the written test timing is reduced. The following is the time schedule both for unit and terminal.

Classes	Unit	Terminal
I – V	40 Mts	1.30 hrs
VI – VIII	45 Mts	2.00 Hrs

- ❖ A model test paper is given for both unit and terminal tests.
- ❖ The concerned teachers may prepare their own, basing on the guidelines / instructions given.
- ❖ Do not conduct the oral test along with the written test, like a written test.
- ❖ Follow the guidelines given to conduct the Oral Test (Annexed)

Instructions to the teachers to conduct ORAL test

- ❖ Oral test should be conducted before or after written test.
- ❖ Do not combine **ORAL** test with **WRITTEN** test.
- ❖ It is not a time bounded test - FLEXIBLE
- ❖ It can be conducted individually or in pairs or in groups.
- ❖ It may be conducted in the classroom or outside the classroom, according to the convenience of the teacher as well as the students.
- ❖ The teacher needs preparation and well planning before conducting the test.
- ❖ The teacher should prepare **a pool of questions** for each test item.
- ❖ Administer the questions in a different way, such that all the students do not get the same type. Change the patten, such as.
 - **Thought generating questions**
 - **Inferential questions**
 - **Cause and consequence questions**
 - **Imaginary questions**
 - **Reflective questions etc.,**

The grades, awarded for the performance of the students, should be recorded immediately in the prepared sheets / lists which also helpful for CCE Evaluation.

[For H.Ms / Teacher only]

Rajiv Vidya Mission (SSA), A. P., Hyderabad
English Language

SCHEME OF EVALUATION

In order to EVALUATE the responses given by the PUPILS / STUDENTS both in ORAL and WRITTEN, the FIVE POINT SCALE is suggested. This is applicable for both UNIT and TERMINAL.

The following TABLE show the way of Grading

S. No	Response	Grade	Score	Frequency Score
1	Out Standing	A ⁺	5	4.1 – 5
2	Excellent	A	4	3.1 - 4
3	Good	B ⁺	3	2.1 – 3
4	Fair	B	2	1.1 – 2
5	Needs Help	C	1	up to 1

How to award a Grade

- ❖ Each academic standard / competency will have sub-questions varies from 1 to 6.
- ❖ Each sub-question is awarded with eligible grade.
- ❖ Each grade is converted in to related SCORE.
- ❖ The total scores of main question (competency) have to be counted into single score

Example:

For **Reading / Responding {Main question}**

- sub-questions asked / framed – 3
- If the grades awarded in the following way

Sub Q. No	Grade	Score
1	A ⁺	5
2	A	4
3	B	2
Total Score		11

Computation:

- Total grade to be awarded to the competency (main question)
i.e.,
$$\frac{\text{Total Score}}{\text{No. of sub. questions}} = \frac{11}{3} = 3.66$$

- Being score value is 3.66, which falls in between [3.1 – 4], the grade is [A]

Over all grade

- After awarding each main question, overall grade as to be awarded as mentioned above.

[For H.Ms / Teachers only]

Rajiv Vidya Mission (SSA), A. P., Hyderabad
English Language

WEIGHTAGE TABLE FOR TERMINAL TEST [Summative]

S. No	Classes Competencies	Primary Classes					Upper Classes		
		I	II	III	IV	V	VI	VII	VIII
1	Listening / Speaking (Oral)	6	6	5	5	4	6	6	4
2	Reading / Response (Oral) / written)	6	4	3	3	4	3	3	3
3	Creative Expression / writing (Oral / written)	-	2	1	1	2	2	2	2
4	Convention of writing (written)	1	1	3	3	2	3	3	3
5	Vocabulary (written)	2	2	1	1	2	3	3	4
6	Grammatical Awareness (written)	-	-	2	2	2	3	3	4
	Total Oral questions / (weightage)	12	12	9	9	8	6	6	4
		{80%}	{80%}	{60%}	{60%}	{50%}	{30%}	{30%}	{20%}
	Total written questions / (weightage)	3	3	6	6	8	14	14	16
		{20%}	{20%}	{40%}	{40%}	{50%}	{70%}	{70%}	{80%}
	Total questions / (weightage)	15	15	15	15	16	20	20	20
		{100%}	{100%}	{100%}	{100%}	{100%}	{100%}	{100%}	{100%}

Note: 1) ■ ORAL TEST

2) Figures in each column indicates number of sub questions under each competency.

Rajiv Vidya Mission (SSA), A. P., Hyderabad
Model Test Paper (Terminal)

Class : III
Oral : 60%

Subject: English

Time: Flexible

Note the Teacher:

1. This is a model test paper. Teacher may also frame his / her own question paper based on this model.
2. Follow the given guidelines to conduct the oral test (annexed)

I Listening / Speaking

Make the children listen to the following conversation and ask the questions given below:

Ali : Good morning Ravi!

Ravi : Good morning Ali!

Ali : Where are you going?

Ravi : I am going to my village. I didn't see my pets for a long time

Ali : Oh! how many pets do you have?

Ravi : I have a hen, a duck, a cat and a pig in my farm.

Ali : It is quite interesting. Tell me about your pets.

Ravi : My red hen works hard. She does her work by herself. Other animals are little lazy, but now they have learnt a lesson from the red hen to work hard.

Ali : I want see your red hen.

Ravi : That's nice. Please come to our village with me.

Questions:

1. Where is Ravi going? Why?
2. Name some pet animals you know.
3. Describe Ravi's pets.
4. Who wants to see Ravi's red hen?
5. What do you like in your village / city?

II Reading and Responding

Make the students read the paragraphs from page no. 18 & 19 of My English World III. Then ask the questions below.

One day the little red hen found a grain of wheat. “Who will plant this grain of wheat?” “Not I, grunted the programme. “Not I,” purred the cat.

So, the little red hen planted the grain. It soon grew into a plant. It was full of wheat.

Questions:

1. What did red hen find one day?
2. Did anyone help her to plant the grain? Why?
3. Did the plant grow? How was it?

III Creative Expression:

On the way to your school, you found a ‘hundred rupee’ note. What do you with it?

Rajiv Vidya Mission (SSA), A. P., Hyderabad
Model Test Paper (Terminal)

Class : IV

Subject: English

Time: 1.30 Hrs

Written: 40%

Name of the Pupil : _____

Roll Number: _____

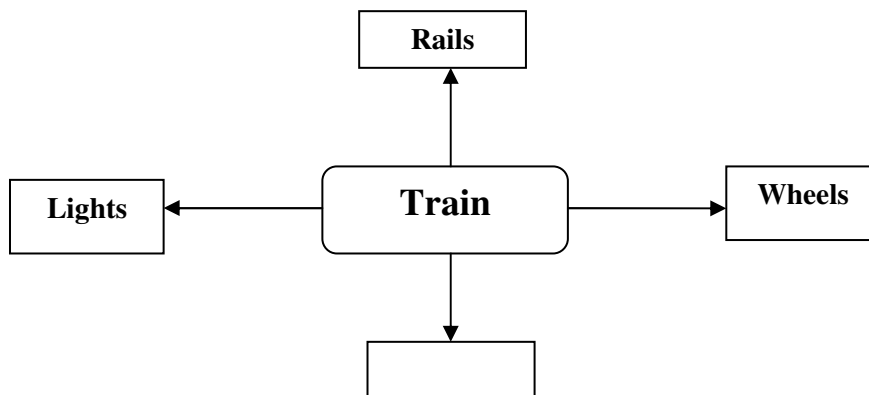
IV Conventions of Writing:

Rewrite the following sentences using capital letters, full stops, inverted commas, wherever necessary.

we'll not be lazy from today please give us also something to eat, said the pig, the duck and the cat.

V Vocabulary:

Complete the following concept map



VI Grammatical Awareness

Write the action words of the red hen.

She planted the grain

She cut the stalk.

i) _____

ii) _____

Rajiv Vidya Mission (SSA), A. P., Hyderabad

Model Question Papers for English Language

General Instructions to the teachers:

- ❖ Language is being primarily speech, ORAL test is given top priority at Primary Level.
- ❖ Towards going Upper classes more weightage is given to WRITTEN TEST.
- ❖ The question papers are prepared accordingly and questions are framed on the base of Academic Standards / Competencies.
- ❖ As due weightage is given to ORAL test, the written test timing is reduced. The following is the time schedule both for unit and terminal.

Classes	Unit	Terminal
I – V	40 Mts	1.30 hrs
VI – VIII	45 Mts	2.00 Hrs

- ❖ A model test paper is given for both unit and terminal tests.
- ❖ The concerned teachers may prepare their own, basing on the guidelines / instructions given.
- ❖ Do not conduct the oral test along with the written test, like a written test.
- ❖ Follow the guidelines given to conduct the Oral Test (Annexed)

Instructions to the teachers to conduct ORAL test

- ❖ Oral test should be conducted before or after written test.
- ❖ Do not combine **ORAL** test with **WRITTEN** test.
- ❖ It is not a time bounded test - FLEXIBLE
- ❖ It can be conducted individually or in pairs or in groups.
- ❖ It may be conducted in the classroom or outside the classroom, according to the convenience of the teacher as well as the students.
- ❖ The teacher needs preparation and well planning before conducting the test.
- ❖ The teacher should prepare a pool of questions for each test item.
- ❖ Administer the questions in a different way, such that all the students do not get the same type. Change the patter, such as.
 - *Thought generating questions*
 - *Inferential questions*
 - *Cause and consequence questions*
 - *Imaginary questions*
 - *Reflective questions etc.,*

The grades, awarded for the performance of the students, should be recorded immediately in the prepared sheets / lists which also helpful for CCE Evaluation.

[For H.Ms / Teacher only]

Rajiv Vidya Mission (SSA), A. P., Hyderabad
English Language

SCHEME OF EVALUATION

In order to EVALUATE the responses given by the PUPILS / STUDENTS both in ORAL and WRITTEN, the FIVE POINT SCALE is suggested. This is applicable for both UNIT and TERMINAL.

The following TABLE show the way of Grading

S. No	Response	Grade	Score	Frequency Score
1	Out Standing	A ⁺	5	4.1 – 5
2	Excellent	A	4	3.1 - 4
3	Good	B ⁺	3	2.1 – 3
4	Fair	B	2	1.1 – 2
5	Needs Help	C	1	up to 1

How to award a Grade

- ❖ Each academic standard / competency will have sub-questions varies from 1 to 6.
- ❖ Each sub-question is awarded with eligible grade.
- ❖ Each grade is converted in to related SCORE.
- ❖ The total scores of main question (competency) have to be counted into single score

Example:

For **Reading / Responding {Main question}**

- *sub-questions asked / framed – 3*
- *If the grades awarded in the following way*

Sub Q. No	Grade	Score
1	A ⁺	5
2	A	4
3	B	2
Total Score		11

Computation:

- Total grade to be awarded to the competency (main question)

$$\text{i.e., } \frac{\text{Total Score}}{\text{No. of sub. questions}} = \frac{11}{3} = 3.66$$

- Being score value is 3.66, which falls in between [3.1. – 4], the grade is [A]

Over all grade

- After awarding each main question, overall grade as to be awarded as mentioned above.

[For H.Ms / Teachers only]

Rajiv Vidya Mission (SSA), A. P., Hyderabad
English Language

WEIGHTAGE TABLE FOR TERMINAL TEST [Summative]

S. No	Classes Competencies	Primary Classes					Upper Classes		
		I	II	III	IV	V	VI	VII	VIII
1	Listening / Speaking (Oral)	6	6	5	5	4	6	6	4
2	Reading / Response (Oral) / written)	6	4	3	3	4	3	3	3
3	Creative Expression / writing (Oral / written)	-	2	1	1	2	2	2	2
4	Convention of writing (written)	1	1	3	3	2	3	3	3
5	Vocabulary (written)	2	2	1	1	2	3	3	4
6	Grammatical Awareness (written)	-	-	2	2	2	3	3	4
	Total Oral questions / (weightage)	12	12	9	9	8	6	6	4
		{80%}	{80%}	{60%}	{60%}	{50%}	{30%}	{30%}	{20%}
	Total written questions / (weightage)	3	3	6	6	8	14	14	16
		{20%}	{20%}	{40%}	{40%}	{50%}	{70%}	{70%}	{80%}
	Total questions / (weightage)	15	15	15	15	16	20	20	20
		{100%}	{100%}	{100%}	{100%}	{100%}	{100%}	{100%}	{100%}

Note: 1) ■ ORAL TEST

2) Figures in each column indicates number of sub questions under each competency.

(For Teachers only)

Rajiv Vidya Mission (SSA), A. P., Hyderabad
Model Test Paper (Terminal)

Class : IV
Oral: 60%

Subject: English

Time: Flexible

Note the Teacher:

1. This is a model test paper. Teacher may also frame his / her own question paper based on this model.
2. Follow the given guidelines to conduct the oral test (annexed)

I Listening / Speaking

Ask the children to open P. No. 8 in English Reader, Recite the rhyme, then ask the questions given below.

Rhyme:

One, two, three, four, five.
Once I caught a fish alive.
Six, seven, eight, nine, ten.
But I let it go again.
Why did you let it go?
Because it bit my finger so.
Which finger did it bite?
The little one upon the right.

Questions:

1. What did the boy do?
2. Why did he let the fish go?
3. Was the fish alive?
4. Which finger did it bite?
5. Do you have such experience? If yes, tell about it.

II Reading and Responding

Make the children read the following time-table and ask the questions given below.

Class – IV Time-table

Day	Periods		Interval	Periods		Lunch	Periods		
	1	2		3	4		5	6	7
Monday to Saturday	Telugu	Telugu		Maths	Maths		English	EVS	Innovative Activities

Questions:

1. How many periods are allotted for Maths?
2. When do you have lunch?
3. Which period do you have games?

III Creative Expression:

Look at the picture and tell your observations.



Note to the Teacher:

- ❖ Ask a few questions based on the student's observations.

Rajiv Vidya Mission (SSA), A. P., Hyderabad
Model Test Paper (Terminal)

Class : IV

Subject: English

Time: 1.30 Hrs

Written: 40%

Name of the Pupil : _____

Roll Number: _____

IV Conventions of Writing:

1. Write small alphabet in the given four lines

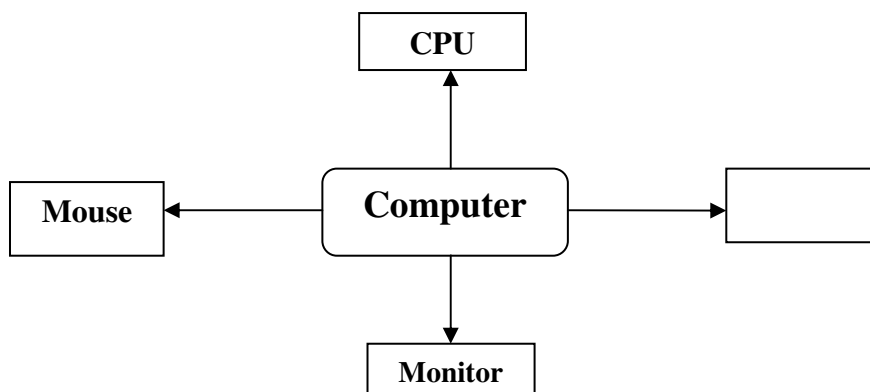
2. Write the big alphabet in the given four lines

3. Re-write the following sentence in the given four lines

This is a computer

V Vocabulary:

Complete the following concept map



VI Grammatical Awareness (Written)

Change the following statements into question forms, beginning with is / are. One has been done for you.

1. This is a box.

Is this a box?

2. Those are pencils

_____?

3. Satish is on the bench

_____?

- @ - @ - @ -

Rajiv Vidya Mission (SSA), A. P., Hyderabad

Model Question Papers for English Language

General Instructions to the teachers:

- ❖ Language is being primarily speech, ORAL test is given top priority at Primary Level.
- ❖ Towards going Upper classes more weightage is given to WRITTEN TEST.
- ❖ The question papers are prepared accordingly and questions are framed on the base of Academic Standards / Competencies.
- ❖ As due weightage is given to ORAL test, the written test timing is reduced. The following is the time schedule both for unit and terminal.

Classes	Unit	Terminal
I – V	40 Mts	1.30 hrs
VI – VIII	45 Mts	2.00 Hrs

- ❖ A model test paper is given for both unit and terminal tests.
- ❖ The concerned teachers may prepare their own, basing on the guidelines / instructions given.
- ❖ Do not conduct the oral test along with the written test, like a written test.
- ❖ Follow the guidelines given to conduct the Oral Test (Annexed)

Instructions to the teachers to conduct ORAL test

- ❖ Oral test should be conducted before or after written test.
- ❖ Do not combine **ORAL** test with **WRITTEN** test.
- ❖ It is not a time bounded test - FLEXIBLE
- ❖ It can be conducted individually or in pairs or in groups.
- ❖ It may be conducted in the classroom or outside the classroom, according to the convenience of the teacher as well as the students.
- ❖ The teacher needs preparation and well planning before conducting the test.
- ❖ The teacher should prepare **a pool of questions** for each test item.
- ❖ Administer the questions in a different way, such that all the students do not get the same type. Change the patter, such as.
 - *Thought generating questions*
 - *Inferential questions*
 - *Cause and consequence questions*
 - *Imaginary questions*
 - *Reflective questions etc.,*

The grades, awarded for the performance of the students, should be recorded immediately in the prepared sheets / lists which also helpful for CCE Evaluation.

[For H.Ms / Teacher only]

Rajiv Vidya Mission (SSA), A. P., Hyderabad
English Language

SCHEME OF EVALUATION

In order to EVALUATE the responses given by the PUPILS / STUDENTS both in ORAL and WRITTEN, the FIVE POINT SCALE is suggested. This is applicable for both UNIT and TERMINAL.

The following TABLE show the way of Grading

S. No	Response	Grade	Score	Frequency Score
1	Out Standing	A ⁺	5	4.1 – 5
2	Excellent	A	4	3.1 - 4
3	Good	B ⁺	3	2.1 – 3
4	Fair	B	2	1.1 – 2
5	Needs Help	C	1	up to 1

How to award a Grade

- ❖ Each academic standard / competency will have sub-questions varies from 1 to 6.
- ❖ Each sub-question is awarded with eligible grade.
- ❖ Each grade is converted in to related SCORE.
- ❖ The total scores of main question (competency) have to be counted into single score

Example:

For **Reading / Responding {Main question}**

- *sub-questions asked / framed – 3*
- *If the grades awarded in the following way*

Sub Q. No	Grade	Score
1	A ⁺	5
2	A	4
3	B	2
Total Score		11

Computation:

- Total grade to be awarded to the competency (main question)

$$\text{i.e., } \frac{\text{Total Score}}{\text{No. of sub. questions}} = \frac{11}{3} = 3.66$$

- Being score value is 3.66, which falls in between [3.1 – 4], the grade is [A]

Over all grade

- After awarding each main question, overall grade as to be awarded as mentioned above.

[For H.Ms / Teachers only]

Rajiv Vidya Mission (SSA), A. P., Hyderabad
English Language

WEIGHTAGE TABLE FOR TERMINAL TEST [Summative]

S. No	Classes Competencies	Primary Classes					Upper Classes		
		I	II	III	IV	V	VI	VII	VIII
1	Listening / Speaking (Oral)	6	6	5	5	4	6	6	4
2	Reading / Response (Oral) / written)	6	4	3	3	4	3	3	3
3	Creative Expression / writing (Oral / written)	-	2	1	1	2	2	2	2
4	Convention of writing (written)	1	1	3	3	2	3	3	3
5	Vocabulary (written)	2	2	1	1	2	3	3	4
6	Grammatical Awareness (written)	-	-	2	2	2	3	3	4
	Total Oral questions / (weightage)	12	12	9	9	8	6	6	4
		{80%}	{80%}	{60%}	{60%}	{50%}	{30%}	{30%}	{20%}
	Total written questions / (weightage)	3	3	6	6	8	14	14	16
		{20%}	{20%}	{40%}	{40%}	{50%}	{70%}	{70%}	{80%}
	Total questions / (weightage)	15	15	15	15	16	20	20	20
		{100%}	{100%}	{100%}	{100%}	{100%}	{100%}	{100%}	{100%}

Note: 1) ■ ORAL TEST

2) Figures in each column indicates number of sub questions under each competency.

Rajiv Vidya Mission (SSA), A. P., Hyderabad
Terminal Test Paper (Model)

Class : V
Oral: 50%

Subject: English

Time: Flexible

Note the Teacher:

1. This is a model test paper. Teacher may also frame his / her own question paper based on this model.
2. Follow the given guidelines to conduct the oral test (annexed)

I Listening / Speaking

Read the following news item. Make the children listen carefully and ask the following questions.

“Gopi won the best student award in his school. His class teacher gave the prize to him. His friends greeted him.”

Answer the following questions

1. Who won the best student award?
2. What did his friends do?
3. How do you feel if you were Gopi?
4. If you were Gopi, when your friends greet you, how would you respond?

II Reading and Responding

Read the picture carefully and give you responses for the questions that follow.

(Picture of a classroom on Page. 15 of Class .V)

1. What do you see in the picture? List out the names.
2. What is the teacher in the picture is doing?
3. If you were the boy, standing in the picture. What do you talk to the teacher?
4. When the teacher asks you a question? How do you answer? (by standing or sitting)

@ @ @ @

Rajiv Vidya Mission (SSA), A. P., Hyderabad
Model Test Paper (Terminal)

Class: V

Subject: English

Time: 1.30 Hrs

Written: 50%

Medium: Telugu

Name of the Pupil: _____ Roll Number: _____

.....

III Creative Expression

1) Look at the picture of “bus stop” below



We can see a bus and a bus shelter in the picture. What else we can find near a bus stop usually. a shop, _____, _____, _____ .

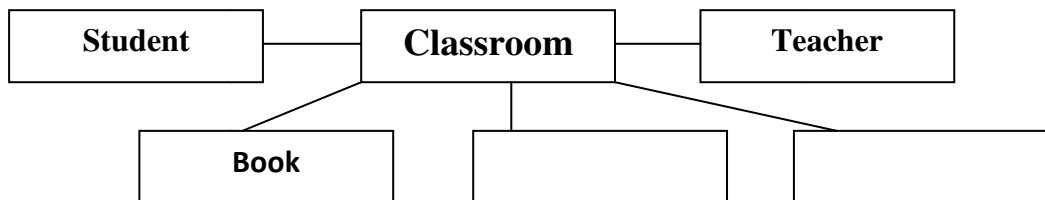
IV Conventions of Writing

Edit the following sentences using capital letters.

1. jack went up the hill. he went to fetch a pail of water.
2. jack fell down and jill came after.

V. Vocabulary

Gopi is in the classroom. Write the words associated with the classroom



VI Grammatical Awareness (Written)

Use 'can' or 'cannot' in the place – able or not able to and rewrite the sentences.

One is done for you.

1. I am able to ride a bicycle.

I can ride a bicycle.

2. Mini is able to climb up the trees.

3. Birds are not able to live in the water.

@ @ @ @

Rajiv Vidya Mission (SSA), A. P., Hyderabad

Model Question Papers for English Language

General Instructions to the teachers:

- ❖ Language is being primarily speech, ORAL test is given top priority at Primary Level.
- ❖ Towards going Upper classes more weightage is given to WRITTEN TEST.
- ❖ The question papers are prepared accordingly and questions are framed on the base of Academic Standards / Competencies.
- ❖ As due weightage is given to ORAL test, the written test timing is reduced. The following is the time schedule both for unit and terminal.

Classes	Unit	Terminal
I – V	40 Mts	1.30 hrs
VI – VIII	45 Mts	2.00 Hrs

- ❖ A model test paper is given for both unit and terminal tests.
- ❖ The concerned teachers may prepare their own, basing on the guidelines / instructions given.
- ❖ Do not conduct the oral test along with the written test, like a written test.
- ❖ Follow the guidelines given to conduct the Oral Test (Annexed)

Instructions to the teachers to conduct ORAL test

- ❖ Oral test should be conducted before or after written test.
- ❖ Do not combine **ORAL** test with **WRITTEN** test.
- ❖ It is not a time bounded test - FLEXIBLE
- ❖ It can be conducted individually or in pairs or in groups.
- ❖ It may be conducted in the classroom or outside the classroom, according to the convenience of the teacher as well as the students.
- ❖ The teacher needs preparation and well planning before conducting the test.
- ❖ The teacher should prepare **a pool of questions** for each test item.
- ❖ Administer the questions in a different way, such that all the students do not get the same type. Change the patter, such as.
 - *Thought generating questions*
 - *Inferential questions*
 - *Cause and consequence questions*
 - *Imaginary questions*
 - *Reflective questions etc.,*

The grades, awarded for the performance of the students, should be recorded immediately in the prepared sheets / lists which also helpful for CCE Evaluation.

[For H.Ms / Teacher only]

Rajiv Vidya Mission (SSA), A. P., Hyderabad
English Language

SCHEME OF EVALUATION

In order to EVALUATE the responses given by the PUPILS / STUDENTS both in ORAL and WRITTEN, the FIVE POINT SCALE is suggested. This is applicable for both UNIT and TERMINAL.

The following TABLE show the way of Grading

S. No	Response	Grade	Score	Frequency Score
1	Out Standing	A ⁺	5	4.1 – 5
2	Excellent	A	4	3.1 - 4
3	Good	B ⁺	3	2.1 – 3
4	Fair	B	2	1.1 – 2
5	Needs Help	C	1	up to 1

How to award a Grade

- ❖ Each academic standard / competency will have sub-questions varies from 1 to 6.
- ❖ Each sub-question is awarded with eligible grade.
- ❖ Each grade is converted in to related SCORE.
- ❖ The total scores of main question (competency) have to be counted into single score

Example:

For **Reading / Responding {Main question}**

- *sub-questions asked / framed – 3*
- *If the grades awarded in the following way*

Sub Q. No	Grade	Score
1	A ⁺	5
2	A	4
3	B	2
Total Score		11

Computation:

- Total grade to be awarded to the competency (main question)

$$\text{i.e., } \frac{\text{Total Score}}{\text{No. of sub. questions}} = \frac{11}{3} = 3.66$$

- Being score value is 3.66, which falls in between [3.1. – 4], the grade is [A]

Over all grade

- After awarding each main question, overall grade as to be awarded as mentioned above.

[For H.Ms / Teachers only]

Rajiv Vidya Mission (SSA), A. P., Hyderabad
English Language

WEIGHTAGE TABLE FOR TERMINAL TEST [Summative]

S. No	Classes Competencies	Primary Classes					Upper Classes		
		I	II	III	IV	V	VI	VII	VIII
1	Listening / Speaking (Oral)	6	6	5	5	4	6	6	4
2	Reading / Response (Oral) / written)	6	4	3	3	4	3	3	3
3	Creative Expression / writing (Oral / written)	-	2	1	1	2	2	2	2
4	Convention of writing (written)	1	1	3	3	2	3	3	3
5	Vocabulary (written)	2	2	1	1	2	3	3	4
6	Grammatical Awareness (written)	-	-	2	2	2	3	3	4
	Total Oral questions / (weightage)	12	12	9	9	8	6	6	4
		{80%}	{80%}	{60%}	{60%}	{50%}	{30%}	{30%}	{20%}
	Total written questions / (weightage)	3	3	6	6	8	14	14	16
		{20%}	{20%}	{40%}	{40%}	{50%}	{70%}	{70%}	{80%}
	Total questions / (weightage)	15	15	15	15	16	20	20	20
		{100%}	{100%}	{100%}	{100%}	{100%}	{100%}	{100%}	{100%}

Note: 1) ■ ORAL TEST

2) Figures in each column indicates number of sub questions under each competency.
